

**Schedule A**  
**Prairie Public Television (1826)**  
**Fargo, ND**

**NFFS Excluded?**

If you have an NFFS Exclusion, please click the "NFFS X" button, and enter your NFFS data.























Source of Income	2016 data	2017 data
1. Amounts provided directly by federal government agencies	\$258,601	\$186,072
A. Grants for facilities and other capital purposes (PTFP and others)	\$0	\$0
B. Department of Education	\$0	\$0
C. Department of Health and Human Services	\$0	\$0
D. National Endowment for the Arts and Humanities	\$0	\$8,167
E. National Science Foundation	\$0	\$0
F. Other Federal Funds (specify)	\$258,601	\$177,905
Description	Amount	
EERC TV Program Underwriting	\$37,830	
NOAA Contracted Services	\$121,965	
FBI Tower Rent	\$18,110	
2. Amounts provided by Public Broadcasting Entities	\$1,310,108	\$1,416,446
A. CPB - Community Service Grants	\$1,278,523	\$1,319,656
B. CPB - all other funds from CPB (e.g. DDF, RTL, Programming Grants)	\$18,968	\$17,992
C. PBS - all payments except copyright royalties and other pass-through payments. See Guidelines for details.	\$5,120	\$68,798
D. NPR - all payments except pass-through payments. See Guidelines for details.	\$0	\$0
E. Public broadcasting stations - all payments	\$7,497	\$10,000
F. Other PBE funds (specify)	\$0	\$0
3. Local boards and departments of education or other local government or agency sources	\$35,668	\$34,016
3.1 NFFS Eligible	\$34,017	\$32,312
A. Program and production underwriting	\$0	\$0
B. Grants and contributions other than underwriting	\$0	\$0

C. Appropriations from the licensee	\$0	\$0	
D. Gifts and grants for facilities and equipment as restricted by the donor or received through a capital campaign (Radio only)	\$0	\$0	
E. Gifts and grants received through a capital campaign but not for facilities and equipment	\$0	\$0	
F. Other income eligible as NFFS (specify)	\$34,017	\$32,312	
<b>Description</b> Learn360 Fees	<b>Amount</b> \$32,312		
3.2 NFFS Ineligible	\$1,651	\$1,704	
A. Rental income	\$1,651	\$1,704	
B. Fees for services	\$0	\$0	
C. Licensing fees (not royalties – see instructions for Line 15)	\$0	\$0	
D. Gifts and grants for facilities and equipment as restricted by the donor or received through a capital campaign (TV only)	\$0	\$0	
E. Other income ineligible for NFFS inclusion	\$0	\$0	
4. State boards and departments of education or other state government or agency sources	\$1,111,153	\$1,087,566	
4.1 NFFS Eligible	\$1,111,153	\$1,087,566	
A. Program and production underwriting	\$266,942	\$323,362	
B. Grants and contributions other than underwriting	\$844,087	\$764,204	
C. Appropriations from the licensee	\$0	\$0	
D. Gifts and grants for facilities and equipment as restricted by the donor or received through a capital campaign (Radio only)	\$0	\$0	
E. Gifts and grants received through a capital campaign but not for facilities and equipment	\$0	\$0	
F. Other income eligible as NFFS (specify)	\$124	\$0	
4.2 NFFS Ineligible	\$0	\$0	
A. Rental income	\$0	\$0	
B. Fees for services	\$0	\$0	
C. Licensing fees (not royalties – see instructions for Line 15)	\$0	\$0	



D. Gifts and grants for facilities and equipment as restricted by the donor or received through a capital campaign (TV only)	\$0	\$0	
E. Other income ineligible for NFFS inclusion	\$0	\$0	
5. State colleges and universities	\$4,000	\$1,418	
5.1 NFFS Eligible	\$4,000	\$1,240	
A. Program and production underwriting	\$4,000	\$1,240	
B. Grants and contributions other than underwriting	\$0	\$0	
C. Appropriations from the licensee	\$0	\$0	
D. Gifts and grants for facilities and equipment as restricted by the donor or received through a capital campaign (Radio only)	\$0	\$0	
E. Gifts and grants received through a capital campaign but not for facilities and equipment	\$0	\$0	
F. Other income eligible as NFFS (specify)	\$0	\$0	
5.2 NFFS Ineligible	\$0	\$178	
A. Rental income	\$0	\$0	
B. Fees for services	\$0	\$178	
C. Licensing fees (not royalties – see instructions for Line 15)	\$0	\$0	
D. Gifts and grants for facilities and equipment as restricted by the donor or received through a capital campaign (TV only)	\$0	\$0	
E. Other income ineligible for NFFS inclusion	\$0	\$0	
6. Other state-supported colleges and universities	\$504	\$504	
6.1 NFFS Eligible	\$504	\$504	
A. Program and production underwriting	\$504	\$504	
B. Grants and contributions other than underwriting	\$0	\$0	
C. Appropriations from the licensee	\$0	\$0	
D. Gifts and grants for facilities and equipment as restricted by the donor or received through a capital campaign (Radio only)	\$0	\$0	
E. Gifts and grants received through a capital campaign	\$0	\$0	



but not for facilities and equipment		
F. Other income eligible as NFFS (specify)	\$0	\$0 
6.2 NFFS Ineligible	\$0	\$0 
A. Rental income	\$0	\$0 
B. Fees for services	\$0	\$0 
C. Licensing fees (not royalties – see instructions for Line 15)	\$0	\$0 
D. Gifts and grants for facilities and equipment as restricted by the donor or received through a capital campaign (TV only)	\$0	\$0 
E. Other income ineligible for NFFS inclusion	\$0	\$0 
7. Private colleges and universities	\$0	\$0 
7.1 NFFS Eligible	\$0	\$0 
A. Program and production underwriting	\$0	\$0 
B. Grants and contributions other than underwriting	\$0	\$0 
C. Appropriations from the licensee	\$0	\$0 
D. Gifts and grants for facilities and equipment as restricted by the donor or received through a capital campaign (Radio only)	\$0	\$0 
E. Gifts and grants received through a capital campaign but not for facilities and equipment	\$0	\$0 
F. Other income eligible as NFFS (specify)	\$0	\$0 
7.2 NFFS Ineligible	\$0	\$0 
A. Rental income	\$0	\$0 
B. Fees for services	\$0	\$0 
C. Licensing fees (not royalties – see instructions for Line 15)	\$0	\$0 
D. Gifts and grants for facilities and equipment as restricted by the donor or received through a capital campaign (TV only)	\$0	\$0 
E. Other income ineligible for NFFS inclusion	\$0	\$0 
8. Foundations and nonprofit associations	\$603,998	\$400,430 



8.1 NFFS Eligible	\$572,252	\$368,690					
A. Program and production underwriting	\$289,235	\$96,620					
B. Grants and contributions other than underwriting	\$283,017	\$272,070					
C. Gifts and grants for facilities and equipment as restricted by the donor or received through a capital campaign (Radio only)	\$0	\$0					
D. Gifts and grants received through a capital campaign but not for facilities and equipment	\$0	\$0					
E. Other income eligible as NFFS (specify)	\$0	\$0					
8.2 NFFS Ineligible	\$31,746	\$31,740					
A. Rental income	\$31,464	\$31,584					
B. Fees for services	\$0	\$0					
C. Licensing fees (not royalties – see instructions for Line 15)	\$0	\$0					
D. Gifts and grants for facilities and equipment as restricted by the donor or received through a capital campaign (TV only)	\$0	\$0					
E. Other income ineligible for NFFS inclusion	\$282	\$156					
<table border="1"> <thead> <tr> <th>Description</th> <th>Amount</th> </tr> </thead> <tbody> <tr> <td>Program Products</td> <td>\$156</td> </tr> </tbody> </table>		Description	Amount	Program Products	\$156		
Description	Amount						
Program Products	\$156						
9. Business and Industry	\$491,590	\$502,355					
9.1 NFFS Eligible	\$79,538	\$66,488					
A. Program and production underwriting	\$78,538	\$56,288					
B. Grants and contributions other than underwriting	\$1,000	\$10,200					
C. Gifts and grants for facilities and equipment as restricted by the donor or received through a capital campaign (Radio only)	\$0	\$0					
D. Gifts and grants received through a capital campaign but not for facilities and equipment	\$0	\$0					
E. Other income eligible as NFFS (specify)	\$0	\$0					
9.2 NFFS Ineligible	\$412,052	\$435,867					
A. Rental income	\$406,786	\$422,075					
B. Fees for services	\$5,266	\$13,792					
C. Licensing fees (not royalties – see instructions for Line							



15)		\$0	\$0	
D. Gifts and grants for facilities and equipment as restricted by the donor or received through a capital campaign (TV only)		\$0	\$0	
E. Other income ineligible for NFFS inclusion		\$0	\$0	
10. Memberships and subscriptions (net of membership bad debt expense)		\$1,165,872	\$1,205,819	
10.1 NFFS Exclusion – Fair market value of premiums that are not of insubstantial value		\$111,869	\$96,328	
10.2 NFFS Exclusion – All bad debt expenses from NFFS eligible revenues including but not limited to pledges, underwriting, and membership (unless netted elsewhere in Schedule A)		\$0	\$0	
10.3 Total number of contributors.	<u>2016 data</u> <u>2017 data</u>	11,502	11,200	
11. Revenue from Friends groups less any revenue included on line 10		\$0	\$0	
11.1 Total number of Friends contributors.	<u>2016 data</u> <u>2017 data</u>	0	0	
12. Subsidiaries and other activities unrelated to public broadcasting (See instructions)		\$0	\$0	
A. Nonprofit subsidiaries involved in telecommunications activities		\$0	\$0	
B. NFFS Ineligible – Nonprofit subsidiaries not involved in telecommunications activities		\$0	\$0	
C. NFFS Ineligible – For-profit subsidiaries regardless of the nature of its activities		\$0	\$0	
D. NFFS Ineligible – Other activities unrelated to public broadcasting		\$0	\$0	


**Form of Revenue**

	2016 data	2017 data
13. Auction revenue (see instructions for Line 13)	\$0	\$0
A. Gross auction revenue	\$0	\$0
B. Direct auction expenses	\$0	\$0
14. Special fundraising activities (see instructions for Line 14)	\$535,920	\$456,051
A. Gross special fundraising revenues	\$1,748,131	\$1,681,029
B. Direct special fundraising expenses	\$1,212,211	\$1,224,978
15. Passive income	\$51,622	\$61,529



A. Interest and dividends (other than on endowment funds)	\$15,384	\$25,653	
B. Royalties	\$36,238	\$32,849	
C. PBS or NPR pass-through copyright royalties	\$0	\$3,027	
16. Gains and losses on investments, charitable trusts and gift annuities and sale of other assets (other than endowment funds)	\$3,928	\$426	
A. Gains from sales of property and equipment (do not report losses)	\$3,928	\$426	
B. Realized gains/losses on investments (other than endowment funds)	\$0	\$0	
C. Unrealized gains/losses on investments and actuarial gains/losses on charitable trusts and gift annuities (other than endowment funds)	\$0	\$0	
17. Endowment revenue	\$169,806	\$381,343	
A. Contributions to endowment principal	\$26,625	\$21,300	
B. Interest and dividends on endowment funds	\$19,618	\$29,831	
C. Realized net investment gains and losses on endowment funds (if this is a negative amount, add a hyphen, e.g., "-1,765")	\$123,563	\$330,212	
D. Unrealized net investment gains and losses on endowment funds (if this is a negative amount, add a hyphen, e.g., "-1,765")	\$0	\$0	
18. Capital fund contributions from individuals (see instructions)	\$50,872	\$10,872	
A. Facilities and equipment (except funds received from federal or public broadcasting sources)	\$50,872	\$10,872	
B. Other	\$0	\$0	
19. Gifts and bequests from major individual donors	\$272,220	\$421,057	
	<u>2016 data</u>	<u>2017 data</u>	
19.1 Total number of major individual donors	112	127	
20. Other Direct Revenue	\$23,579	\$27,940	

Description	Amount
Program Underwriting	\$10,865
Misc Pledges	\$151
Vending Loss	\$-2,043
Vehicles for Charity	\$5,236



<b>Description</b>	<b>Amount</b>
Individual Payments	\$13,731
<b>Exclusion Description</b>	<b>Amount</b>
Sale of premiums	\$13,327
Board Dinner Fees	\$404

Line 21. Proceeds from spectrum auction, interest earned on these funds, channel sharing revenues, and spectrum leases (TV only)	\$	\$0	
A. Proceeds from sale in spectrum auction (TV only)	\$	\$0	
B. Interest earned on proceeds from sale in spectrum auction (TV only)	\$	\$0	
C. Payments from spectrum auction speculators (TV only)	\$	\$0	
D. Channel sharing and spectrum leases revenues (TV only)	\$	\$0	
22. Total Revenue (Sum of lines 1 through 12, 13.A, 14.A, and 15 through 21)	\$7,301,652	\$7,418,822	

[Click here to view all NFFS Eligible revenue on Lines 3 through 9.](#)

[Click here to view all NFFS Ineligible revenue on Lines 3 through 9.](#)

### Adjustments to Revenue

	2016 data	2017 data	
23. Federal revenue from line 1.	\$258,601	\$186,072	
24. Public broadcasting revenue from line 2.	\$1,310,108	\$1,416,446	
25. Capital funds exclusion—TV (3.2D, 4.2D, 5.2D, 6.2D, 7.2D, 8.2D, 9.2D, 18A)	\$50,872	\$10,872	
26. Revenue on line 20 not meeting the source, form, purpose, or recipient criteria	\$14,590	\$13,731	
27. Other automatic subtractions from total revenue	\$1,897,020	\$2,121,433	
A. Auction expenses – limited to the lesser of lines 13a or 13b	\$0	\$0	
B. Special fundraising event expenses – limited to the lesser of lines 14a or 14b	\$1,212,211	\$1,224,978	
C. Gains from sales of property and equipment – line 16a	\$3,928	\$426	
D. Realized gains/losses on investments (other than endowment funds) – line 16b	\$0	\$0	
E. Unrealized investment and actuarial gains/losses (other than endowment funds) – line 16c	\$0	\$0	



F. Realized and unrealized net investment gains/losses on endowment funds – line 17c, line 17d	\$123,563	\$330,212	
G. Rental income (3.2A, 4.2A, 5.2A, 6.2A, 7.2A, 8.2A, 9.2A)	\$439,901	\$455,363	
H. Fees for services (3.2B, 4.2B, 5.2B, 6.2B, 7.2B, 8.2B, 9.2B)	\$5,266	\$13,970	
I. Licensing Fees (3.2C, 4.2C, 5.2C, 6.2C, 7.2C, 8.2C, 9.2C)	\$0	\$0	
J. Other revenue ineligible as NFFS (3.2E, 4.2E, 5.2E, 6.2E, 7.2E, 8.2E, 9.2E)	\$282	\$156	
K. FMV of high-end premiums (Line 10.1)	\$111,869	\$96,328	
L. All bad debt expenses from NFFS eligible revenues including but not limited to pledges, underwriting, and membership (Line 10.2)	\$0	\$0	
M. Revenue from subsidiaries and other activities ineligible as NFFS (12.B, 12.C, 12.D)	\$0	\$0	
N. Proceeds from spectrum auction, interest earned on these funds, channel sharing revenues, and spectrum leases from line 21 (TV only)	\$	\$0	
<b>28. Total Direct Nonfederal Financial Support</b> (Line 22 less Lines 23 through 27). (Forwards to line 1 of the Summary of Nonfederal Financial Support)	<b>\$3,770,461</b>	<b>\$3,670,268</b>	

Comments

Comment	Name	Date	Status
Schedule B WorkSheet Prairie Public Television (1826) Fargo, ND			

Comments

Comment	Name	Date	Status
Occupancy List Prairie Public Television (1826) Fargo, ND			

Type of Occupancy	Location	Value
Schedule B Totals	Prairie Public Television (1826)	
	Fargo, ND	

	2016 data	2017 data
1. Total support activity benefiting station	\$	\$0
2. Occupancy value		\$0
3. Deductions: Fees paid to the licensee for overhead recovery, assessment, etc.	\$	\$0

	2016 data	2017 data
4. Deductions: Support shown on lines 1 and 2 in excess of revenue reported in financial statements.	\$	\$0
5. Total Indirect Administrative Support (Forwards to Line 2 of the Summary of Nonfederal Financial Support)	\$	\$0
6. Please enter an institutional type code for your licensee.		

Comments

Comment	Name	Date	Status
<b>Schedule C</b>			
<b>Prairie Public Television (1826)</b>			
<b>Fargo, ND</b>			

	2016 data	Donor Code	2017 data
1. PROFESSIONAL SERVICES (must be eligible as NFFS)	\$0		\$0
A. Legal	\$0		\$0
B. Accounting and/or auditing	\$0		\$0
C. Engineering	\$0		\$0
D. Other professionals (see specific line item instructions in Guidelines before completing)	\$0		\$0
2. GENERAL OPERATIONAL SERVICES (must be eligible as NFFS)	\$16,614		\$4,513
A. Annual rental value of space (studios, offices, or tower facilities)	\$0		\$0
B. Annual value of land used for locating a station-owned transmission tower	\$0		\$0
C. Station operating expenses	BS \$16,614	BS	\$4,513
D. Other (see specific line item instructions in Guidelines before completing)	\$0		\$0
3. OTHER SERVICES (must be eligible as NFFS)	\$21,579		\$32,550
A. ITV or educational radio	\$0		\$0
B. State public broadcasting agencies (APBC, FL-DOE, eTech Ohio)	\$0		\$0
C. Local advertising	BS \$21,579	BS	\$32,550
D. National advertising	\$0		\$0
4. Total in-kind contributions - services and other assets eligible as NFFS (sum of lines 1 through 3), forwards to Line 3a. of the Summary of Nonfederal Financial Support	\$38,193		\$37,063



	2016 data	<u>Donor Code</u>	2017 data
5. IN-KIND CONTRIBUTIONS INELIGIBLE AS NFFS	\$37,197		\$0
A. Compact discs, records, tapes and cassettes	\$0		\$0
B. Exchange transactions	\$0		\$0
C. Federal or public broadcasting sources	\$0		\$0
D. Fundraising related activities	\$0		\$0
E. ITV or educational radio outside the allowable scope of approved activities	\$0		\$0
F. Local productions	\$0		\$0
G. Program supplements	\$0		\$0
H. Programs that are nationally distributed	\$0		\$0
I. Promotional items	\$0		\$0
J. Regional organization allocations of program services	\$0		\$0
K. State PB agency allocations other than those allowed on line 3(b)	\$0		\$0
L. Services that would not need to be purchased if not donated	\$0		\$0
M. Other	BS \$37,197		\$0
6. Total in-kind contributions - services and other assets (line 4 plus line 5), forwards to Schedule F, line 1c. Must agree with in-kind contributions recognized as revenue in the AFS.	\$75,390		\$37,063

Comments

Comment	Name	Date	Status
---------	------	------	--------

**Schedule D**  
**Prairie Public Television (1826)**  
**Fargo, ND**

	2016 data	<u>Donor Code</u>	2017 data
1. Land (must be eligible as NFFS)	\$		\$0
2. Building (must be eligible as NFFS)	\$		\$0
3. Equipment (must be eligible as NFFS)	\$		\$0
4. Vehicle(s) (must be eligible as NFFS)	\$		\$0
5. Other (specify) (must be eligible as NFFS)	\$		\$0































	2016 data	Donor Code	2017 data
6. Total in-kind contributions - property and equipment eligible as NFFS (sum of lines 1 through 5), forwards to Line 3b. of the Summary of Nonfederal Financial Support	\$		\$0
7. IN-KIND CONTRIBUTIONS INELIGIBLE AS NFFS	\$		\$0
a) Exchange transactions	\$		\$0
b) Federal or public broadcasting sources	\$		\$0
c) TV only—property and equipment that includes new facilities (land and structures), expansion of existing facilities and acquisition of new equipment	\$		\$0
d) Other (specify)	\$		\$0
8. Total in-kind contributions - property and equipment (line 6 plus line 7), forwards to Schedule F, line 1d. Must agree with in-kind contributions recognized as revenue in the AFS.	\$		\$0

Comments

Comment	Name	Date	Status
<b>Schedule E</b>			
<b>Prairie Public Television (1826)</b>			
<b>Fargo, ND</b>			

**EXPENSES**  
(Operating and non-operating)

PROGRAM SERVICES		2016 data	2017 data
+	1. Programming and production	\$2,567,748	\$2,575,201
	A. TV CSG	\$924,389	\$912,768
	B. TV Interconnection	\$18,968	\$17,992
	C. Other CPB Funds	\$0	\$0
	D. All non-CPB Funds	\$1,624,391	\$1,644,441
+	2. Broadcasting and engineering	\$2,608,220	\$2,301,418
	A. TV CSG	\$11,696	\$8,119
	B. TV Interconnection	\$0	\$0
	C. Other CPB Funds	\$0	\$0
	D. All non-CPB Funds	\$2,596,524	\$2,293,299
+	3. Program information and promotion	\$173,089	\$192,195

PROGRAM SERVICES		2016 data	2017 data
	A. TV CSG	\$125,503	\$129,680 
	B. TV Interconnection	\$0	\$0 
	C. Other CPB Funds	\$0	\$0 
	D. All non-CPB Funds	\$47,586	\$62,515 
SUPPORT SERVICES		2016 data	2017 data
	4. Management and general	\$2,218,787	\$2,260,504 
	A. TV CSG	\$141,532	\$201,949 
	B. TV Interconnection	\$0	\$0 
	C. Other CPB Funds	\$0	\$0 
	D. All non-CPB Funds	\$2,077,255	\$2,058,555 
	5. Fund raising and membership development	\$385,830	\$372,576 
	A. TV CSG	\$75,403	\$67,140 
	B. TV Interconnection	\$0	\$0 
	C. Other CPB Funds	\$0	\$0 
	D. All non-CPB Funds	\$310,427	\$305,436 
	6. Underwriting and grant solicitation	\$0	\$0 
	A. TV CSG	\$0	\$0 
	B. TV Interconnection	\$0	\$0 
	C. Other CPB Funds	\$0	\$0 
	D. All non-CPB Funds	\$0	\$0 
	7. Depreciation and amortization (if not allocated to functional categories in lines 1 through 6)	\$0	\$0 
	A. TV CSG	\$0	\$0 
	B. TV Interconnection	\$0	\$0 
	C. Other CPB Funds	\$0	\$0 
	D. All non-CPB Funds	\$0	\$0 
	<b>8. Total Expenses (sum of lines 1 to 7) must agree with audited financial statements</b>	\$7,953,674	\$7,701,894 

PROGRAM SERVICES	2016 data	2017 data
A. Total TV CSG (sum of Lines 1.A, 2.A, 3.A, 4.A, 5.A, 6.A, 7.A)	\$1,278,523	\$1,319,656
B. Total TV Interconnection (sum of Lines 1.B, 2.B, 3.B, 4.B, 5.B, 6.B, 7.B)	\$18,968	\$17,992
C. Total Other CPB Funds (sum of Lines 1.C, 2.C, 3.C, 4.C, 5.C, 6.C, 7.C)	\$0	\$0
D. Total All non-CPB Funds (sum of Lines 1.D, 2.D, 3.D, 4.D, 5.D, 6.D, 7.D)	\$6,656,183	\$6,364,246

INVESTMENT IN CAPITAL ASSETS	2016 data	2017 data
Cost of capital assets purchased or donated		
9. Total capital assets purchased or donated	\$104,852	\$158,220
9a. Land and buildings	\$36,934	\$68,786
9b. Equipment	\$67,918	\$89,434
9c. All other	\$0	\$0
<b>10. Total expenses and investment in capital assets</b> (Sum of lines 8 and 9)	\$8,058,526	\$7,860,114

Additional Information	2016 data	2017 data
(Lines 11 + 12 must equal line 8 and Lines 13 + 14 must equal line 9)		
11. Total expenses (direct only)	\$7,878,284	\$7,664,831
12. Total expenses (indirect and in-kind)	\$75,390	\$37,063
13. Investment in capital assets (direct only)	\$104,852	\$158,220
14. Investment in capital assets (indirect and in-kind)	\$0	\$0

Comments

Comment	Name	Date	Status
---------	------	------	--------

**Schedule F**  
**Prairie Public Television (1826)**  
**Fargo, ND**

	2017 data
<b>1. Data from AFR</b>	
a. Schedule A, Line 22	\$9,704,332
b. Schedule B, Line 5	\$0

c. Schedule C, Line 6	\$67,361	
d. Schedule D, Line 8	\$0	
e. Total from AFR	\$9,771,693	

### Choose Reporting Model

You **must** choose one of the three reporting models in order to complete Schedule F. After making your selection, click the "Choose" button below, which will display your reporting model. When changing to a different reporting model all data entered in the current reporting model will be lost.

- FASB
  GASB Model A proprietary enterprise-fund financial statements with business-type activities only
  GASB Model B public broadcasting entity-wide statements with mixed governmental and business-type activities

2017 data

#### 2. FASB

a. Total support and revenue - unrestricted	\$9,800,689	
b. Total support and revenue - temporarily restricted	\$0	
c. Total support and revenue - permanently restricted	\$30,000	
d. Total from AFS, lines 2a-2c	\$9,830,689	

### Reconciliation


2017 data

3. Difference (line 1 minus line 2)	\$-58,996	
4. If the amount on line 3 is not equal to \$0, click the "Add" button and list the reconciling items.	\$-58,996	

Description	Amount
Bad debts netted against AFR revenues	\$-62,211
Specials Events Expenses (except gaming 1,707,337 already included)	\$3,215

#### Comments




















Comment	Name	Date	Status
---------	------	------	--------



**Schedule A**  
**KCND-FM (1551)**  
**Fargo, ND**

**NFFS Excluded?**

If you have an NFFS Exclusion, please click the "NFFS X" button, and enter your NFFS data.

Source of Income	2016 data	2017 data
1. Amounts provided directly by federal government agencies	\$73,246	\$77,189 
A. Grants for facilities and other capital purposes (PTFP and others)	\$0	\$0 
B. Department of Education	\$0	\$0 
C. Department of Health and Human Services	\$0	\$0 
D. National Endowment for the Arts and Humanities	\$16,450	\$19,975 
E. National Science Foundation	\$0	\$0 
F. Other Federal Funds (specify)	\$56,796	\$57,214 
<b>Description</b>	<b>Amount</b>	
NOAA Contracted Services	\$49,817	
FBI Tower Rent	\$7,397	
2. Amounts provided by Public Broadcasting Entities	\$263,400	\$257,861 
A. CPB - Community Service Grants	\$191,051	\$187,279 
B. CPB - all other funds from CPB (e.g. DDF, RTL, Programming Grants)	\$56,989	\$69,300 
C. PBS - all payments except copyright royalties and other pass-through payments. See Guidelines for details.	\$0	\$232 
D. NPR - all payments except pass-through payments. See Guidelines for details.	\$150	\$150 
E. Public broadcasting stations - all payments	\$8,278	\$900 
F. Other PBE funds (specify)	\$6,932	\$0 
3. Local boards and departments of education or other local government or agency sources	\$674	\$696 
3.1 NFFS Eligible	\$0	\$0 
A. Program and production underwriting	\$0	\$0 
B. Grants and contributions other than underwriting	\$0	\$0 
C. Appropriations from the licensee		



	\$0	\$0	
D. Gifts and grants for facilities and equipment as restricted by the donor or received through a capital campaign (Radio only)	\$0	\$0	
E. Gifts and grants received through a capital campaign but not for facilities and equipment	\$0	\$0	
F. Other income eligible as NFFS (specify)	\$0	\$0	
3.2 NFFS Ineligible	\$674	\$696	
A. Rental income	\$674	\$696	
B. Fees for services	\$0	\$0	
C. Licensing fees (not royalties – see instructions for Line 15)	\$0	\$0	
D. Gifts and grants for facilities and equipment as restricted by the donor or received through a capital campaign (TV only)	\$0	\$0	
E. Other income ineligible for NFFS inclusion	\$0	\$0	
4. State boards and departments of education or other state government or agency sources	\$244,569	\$212,621	
4.1 NFFS Eligible	\$244,569	\$212,621	
A. Program and production underwriting	\$5,265	\$6,000	
B. Grants and contributions other than underwriting	\$239,253	\$206,621	
C. Appropriations from the licensee	\$0	\$0	
D. Gifts and grants for facilities and equipment as restricted by the donor or received through a capital campaign (Radio only)	\$0	\$0	
E. Gifts and grants received through a capital campaign but not for facilities and equipment	\$0	\$0	
F. Other income eligible as NFFS (specify)	\$51	\$0	
4.2 NFFS Ineligible	\$0	\$0	
A. Rental income	\$0	\$0	
B. Fees for services	\$0	\$0	
C. Licensing fees (not royalties – see instructions for Line 15)	\$0	\$0	
D. Gifts and grants for facilities and equipment as restricted by the donor or received through a capital	\$0	\$0	



campaign (TV only)			
E. Other income ineligible for NFFS inclusion	\$0	\$0	
5. State colleges and universities	\$49,267	\$24,578	
5.1 NFFS Eligible	\$49,267	\$24,506	
A. Program and production underwriting	\$2,491	\$4,770	
B. Grants and contributions other than underwriting	\$46,776	\$19,736	
C. Appropriations from the licensee	\$0	\$0	
D. Gifts and grants for facilities and equipment as restricted by the donor or received through a capital campaign (Radio only)	\$0	\$0	
E. Gifts and grants received through a capital campaign but not for facilities and equipment	\$0	\$0	
F. Other income eligible as NFFS (specify)	\$0	\$0	
5.2 NFFS Ineligible	\$0	\$72	
A. Rental income	\$0	\$0	
B. Fees for services	\$0	\$72	
C. Licensing fees (not royalties – see instructions for Line 15)	\$0	\$0	
D. Gifts and grants for facilities and equipment as restricted by the donor or received through a capital campaign (TV only)	\$0	\$0	
E. Other income ineligible for NFFS inclusion	\$0	\$0	
6. Other state-supported colleges and universities	\$2,500	\$0	
6.1 NFFS Eligible	\$2,500	\$0	
A. Program and production underwriting	\$2,500	\$0	
B. Grants and contributions other than underwriting	\$0	\$0	
C. Appropriations from the licensee	\$0	\$0	
D. Gifts and grants for facilities and equipment as restricted by the donor or received through a capital campaign (Radio only)	\$0	\$0	
E. Gifts and grants received through a capital campaign but not for facilities and equipment	\$0	\$0	
F. Other income eligible as NFFS (specify)			



	\$0	\$0	
6.2 NFFS Ineligible	\$0	\$0	
A. Rental income	\$0	\$0	
B. Fees for services	\$0	\$0	
C. Licensing fees (not royalties – see instructions for Line 15)	\$0	\$0	
D. Gifts and grants for facilities and equipment as restricted by the donor or received through a capital campaign (TV only)	\$0	\$0	
E. Other income ineligible for NFFS inclusion	\$0	\$0	
7. Private colleges and universities	\$4,311	\$2,520	
7.1 NFFS Eligible	\$4,311	\$2,520	
A. Program and production underwriting	\$4,311	\$2,520	
B. Grants and contributions other than underwriting	\$0	\$0	
C. Appropriations from the licensee	\$0	\$0	
D. Gifts and grants for facilities and equipment as restricted by the donor or received through a capital campaign (Radio only)	\$0	\$0	
E. Gifts and grants received through a capital campaign but not for facilities and equipment	\$0	\$0	
F. Other income eligible as NFFS (specify)	\$0	\$0	
7.2 NFFS Ineligible	\$0	\$0	
A. Rental income	\$0	\$0	
B. Fees for services	\$0	\$0	
C. Licensing fees (not royalties – see instructions for Line 15)	\$0	\$0	
D. Gifts and grants for facilities and equipment as restricted by the donor or received through a capital campaign (TV only)	\$0	\$0	
E. Other income ineligible for NFFS inclusion	\$0	\$0	
8. Foundations and nonprofit associations	\$82,590	\$58,091	
8.1 NFFS Eligible	\$69,738	\$45,190	
A. Program and production underwriting			



	\$69,738	\$45,190	
B. Grants and contributions other than underwriting	\$0	\$0	
C. Gifts and grants for facilities and equipment as restricted by the donor or received through a capital campaign (Radio only)	\$0	\$0	
D. Gifts and grants received through a capital campaign but not for facilities and equipment	\$0	\$0	
E. Other income eligible as NFFS (specify)	\$0	\$0	
8.2 NFFS Ineligible	\$12,852	\$12,901	
A. Rental income	\$12,852	\$12,901	
B. Fees for services	\$0	\$0	
C. Licensing fees (not royalties – see instructions for Line 15)	\$0	\$0	
D. Gifts and grants for facilities and equipment as restricted by the donor or received through a capital campaign (TV only)	\$0	\$0	
E. Other income ineligible for NFFS inclusion	\$0	\$0	
9. Business and Industry	\$266,169	\$256,100	
9.1 NFFS Eligible	\$97,809	\$77,863	
A. Program and production underwriting	\$97,809	\$77,863	
B. Grants and contributions other than underwriting	\$0	\$0	
C. Gifts and grants for facilities and equipment as restricted by the donor or received through a capital campaign (Radio only)	\$0	\$0	
D. Gifts and grants received through a capital campaign but not for facilities and equipment	\$0	\$0	
E. Other income eligible as NFFS (specify)	\$0	\$0	
9.2 NFFS Ineligible	\$168,360	\$178,237	
A. Rental income	\$166,151	\$172,396	
B. Fees for services	\$2,209	\$5,841	
C. Licensing fees (not royalties – see instructions for Line 15)	\$0	\$0	
D. Gifts and grants for facilities and equipment as restricted by the donor or received through a capital	\$0	\$0	



campaign (TV only)			
E. Other income ineligible for NFFS inclusion	\$0	\$0	
10. Memberships and subscriptions (net of membership bad debt expense)	\$387,800	\$425,417	
10.1 NFFS Exclusion – Fair market value of premiums that are not of insubstantial value	\$15,571	\$17,220	
10.2 NFFS Exclusion – All bad debt expenses from NFFS eligible revenues including but not limited to pledges, underwriting, and membership (unless netted elsewhere in Schedule A)	\$0	\$0	
	<u>2016 data</u>	<u>2017 data</u>	
10.3 Total number of contributors.	2,922	2,955	
11. Revenue from Friends groups less any revenue included on line 10	\$0	\$0	
	<u>2016 data</u>	<u>2017 data</u>	
11.1 Total number of Friends contributors.	0	0	
12. Subsidiaries and other activities unrelated to public broadcasting (See instructions)	\$0	\$0	
A. Nonprofit subsidiaries involved in telecommunications activities	\$0	\$0	
B. NFFS Ineligible – Nonprofit subsidiaries not involved in telecommunications activities	\$0	\$0	
C. NFFS Ineligible – For-profit subsidiaries regardless of the nature of its activities	\$0	\$0	
D. NFFS Ineligible – Other activities unrelated to public broadcasting	\$0	\$0	

**Form of Revenue**

	2016 data	2017 data	
13. Auction revenue (see instructions for Line 13)	\$0	\$0	
A. Gross auction revenue	\$0	\$0	
B. Direct auction expenses	\$0	\$0	
14. Special fundraising activities (see instructions for Line 14)	\$217,334	\$186,967	
A. Gross special fundraising revenues	\$712,462	\$685,997	
B. Direct special fundraising expenses	\$495,128	\$499,030	
15. Passive income	\$19,930	\$23,086	
A. Interest and dividends (other than on endowment funds)	\$6,283	\$10,478	



B. Royalties	\$13,647	\$12,608																						
C. PBS or NPR pass-through copyright royalties	\$0	\$0																						
16. Gains and losses on investments, charitable trusts and gift annuities and sale of other assets (other than endowment funds)	\$1,604	\$174																						
A. Gains from sales of property and equipment (do not report losses)	\$1,604	\$174																						
B. Realized gains/losses on investments (other than endowment funds)	\$0	\$0																						
C. Unrealized gains/losses on investments and actuarial gains/losses on charitable trusts and gift annuities (other than endowment funds)	\$0	\$0																						
17. Endowment revenue	\$69,358	\$155,761																						
A. Contributions to endowment principal	\$10,875	\$8,700																						
B. Interest and dividends on endowment funds	\$8,013	\$12,185																						
C. Realized net investment gains and losses on endowment funds (if this is a negative amount, add a hyphen, e.g., "-1,765")	\$50,470	\$134,876																						
D. Unrealized net investment gains and losses on endowment funds (if this is a negative amount, add a hyphen, e.g., "-1,765")	\$0	\$0																						
18. Capital fund contributions from individuals (see instructions)	\$0	\$0																						
A. Facilities and equipment (except funds received from federal or public broadcasting sources)	\$0	\$0																						
B. Other	\$0	\$0																						
19. Gifts and bequests from major individual donors	\$93,369	\$104,689																						
	<u>2016 data</u> <u>2017 data</u>																							
19.1 Total number of major individual donors	57	65																						
20. Other Direct Revenue	\$1,645	\$730																						
<table border="0" style="width: 100%;"> <tr> <td style="width: 70%;"><b>Description</b></td> <td style="width: 15%;"><b>Amount</b></td> <td style="width: 15%;"></td> </tr> <tr> <td>Vending Loss</td> <td>\$-834</td> <td></td> </tr> <tr> <td>Vehicles For Charity/Misc Individual</td> <td>\$1,399</td> <td></td> </tr> <tr> <td>Individual Pymts</td> <td>\$165</td> <td></td> </tr> <tr> <td colspan="3"> </td> </tr> <tr> <td style="border: 1px solid black;"><b>Exclusion Description</b></td> <td style="border: 1px solid black;"><b>Amount</b></td> <td></td> </tr> <tr> <td style="border: 1px solid black;">Board Dinner Payments</td> <td style="border: 1px solid black;">\$165</td> <td></td> </tr> </table>				<b>Description</b>	<b>Amount</b>		Vending Loss	\$-834		Vehicles For Charity/Misc Individual	\$1,399		Individual Pymts	\$165					<b>Exclusion Description</b>	<b>Amount</b>		Board Dinner Payments	\$165	
<b>Description</b>	<b>Amount</b>																							
Vending Loss	\$-834																							
Vehicles For Charity/Misc Individual	\$1,399																							
Individual Pymts	\$165																							
<b>Exclusion Description</b>	<b>Amount</b>																							
Board Dinner Payments	\$165																							
Line 21. Proceeds from spectrum auction, interest earned on these funds, channel sharing revenues, and spectrum leases (TV only)	\$	\$0																						



A. Proceeds from sale in spectrum auction (TV only)	\$	\$0	
B. Interest earned on proceeds from sale in spectrum auction (TV only)	\$	\$0	
C. Payments from spectrum auction speculators (TV only)	\$	\$0	
D. Channel sharing and spectrum leases revenues (TV only)	\$	\$0	
22. Total Revenue (Sum of lines 1 through 12, 13.A, 14.A, and 15 through 21)	\$2,272,894	\$2,285,510	

[Click here to view all NFFS Eligible revenue on Lines 3 through 9.](#)

[Click here to view all NFFS Ineligible revenue on Lines 3 through 9.](#)

## Adjustments to Revenue

	2016 data	2017 data	
23. Federal revenue from line 1.	\$73,246	\$77,189	
24. Public broadcasting revenue from line 2.	\$263,400	\$257,861	
25. Capital funds exclusion—TV (3.2D, 4.2D, 5.2D, 6.2D, 7.2D, 8.2D, 9.2D, 18A)	\$0	\$0	
26. Revenue on line 20 not meeting the source, form, purpose, or recipient criteria	\$68	\$165	
27. Other automatic subtractions from total revenue	\$744,659	\$843,206	
A. Auction expenses – limited to the lesser of lines 13a or 13b	\$0	\$0	
B. Special fundraising event expenses – limited to the lesser of lines 14a or 14b	\$495,128	\$499,030	
C. Gains from sales of property and equipment – line 16a	\$1,604	\$174	
D. Realized gains/losses on investments (other than endowment funds) – line 16b	\$0	\$0	
E. Unrealized investment and actuarial gains/losses (other than endowment funds) – line 16c	\$0	\$0	
F. Realized and unrealized net investment gains/losses on endowment funds – line 17c, line 17d	\$50,470	\$134,876	
G. Rental income (3.2A, 4.2A, 5.2A, 6.2A, 7.2A, 8.2A, 9.2A)	\$179,677	\$185,993	
H. Fees for services (3.2B, 4.2B, 5.2B, 6.2B, 7.2B, 8.2B, 9.2B)	\$2,209	\$5,913	
I. Licensing Fees (3.2C, 4.2C, 5.2C, 6.2C, 7.2C, 8.2C, 9.2C)	\$0	\$0	
J. Other revenue ineligible as NFFS (3.2E, 4.2E, 5.2E, 6.2E, 7.2E, 8.2E, 9.2E)	\$0	\$0	

K. FMV of high-end premiums (Line 10.1)	\$15,571	\$17,220	
L. All bad debt expenses from NFFS eligible revenues including but not limited to pledges, underwriting, and membership (Line 10.2)	\$0	\$0	
M. Revenue from subsidiaries and other activities ineligible as NFFS (12.B, 12.C, 12.D)	\$0	\$0	
N. Proceeds from spectrum auction, interest earned on these funds, channel sharing revenues, and spectrum leases from line 21 (TV only)	\$	\$0	
<b>28. Total Direct Nonfederal Financial Support</b> (Line 22 less Lines 23 through 27). (Forwards to line 1 of the Summary of Nonfederal Financial Support)	<b>\$1,191,521</b>	<b>\$1,107,089</b>	

Comments

Comment	Name	Date	Status
Schedule B WorkSheet KCND-FM (1551) Fargo, ND			

Comments

Comment	Name	Date	Status
Occupancy List KCND-FM (1551) Fargo, ND			

Type of Occupancy	Location	Value
Schedule B Totals KCND-FM (1551) Fargo, ND		

	2016 data	2017 data
1. Total support activity benefiting station	\$	\$0
2. Occupancy value		\$0
3. Deductions: Fees paid to the licensee for overhead recovery, assessment, etc.	\$	\$0
4. Deductions: Support shown on lines 1 and 2 in excess of revenue reported in financial statements.	\$	\$0
5. Total Indirect Administrative Support (Forwards to Line 2 of the Summary of Nonfederal Financial Support)	\$	\$0
6. Please enter an institutional type code for your licensee.		

Comments

Comment	Name	Date	Status
Schedule C KCND-FM (1551)			



## Fargo, ND

	2016 data	Donor Code	2017 data	
1. PROFESSIONAL SERVICES (must be eligible as NFFS)	\$1,020		\$577	
A. Legal	\$0		\$0	
B. Accounting and/or auditing	\$0		\$0	
C. Engineering	\$0		\$0	
D. Other professionals (see specific line item instructions in Guidelines before completing)	BS \$1,020	BS	\$577	
	<b>Description</b>		<b>Amount</b>	
	Food/Beverage for Events		\$577	
2. GENERAL OPERATIONAL SERVICES (must be eligible as NFFS)	\$10,326		\$10,684	
A. Annual rental value of space (studios, offices, or tower facilities)	\$0		\$0	
B. Annual value of land used for locating a station-owned transmission tower	\$0		\$0	
C. Station operating expenses	SU \$10,326	SU	\$10,684	
D. Other (see specific line item instructions in Guidelines before completing)	\$0		\$0	
3. OTHER SERVICES (must be eligible as NFFS)	\$30,684		\$19,037	
A. ITV or educational radio	\$0		\$0	
B. State public broadcasting agencies (APBC, FL-DOE, eTech Ohio)	\$0		\$0	
C. Local advertising	FD \$30,684	FD	\$19,037	
D. National advertising	\$0		\$0	
4. Total in-kind contributions - services and other assets eligible as NFFS (sum of lines 1 through 3), forwards to Line 3a. of the Summary of Nonfederal Financial Support	\$42,030		\$30,298	
5. IN-KIND CONTRIBUTIONS INELIGIBLE AS NFFS	\$2,258		\$0	
A. Compact discs, records, tapes and cassettes	\$0		\$0	
B. Exchange transactions	\$0		\$0	
C. Federal or public broadcasting sources	\$0		\$0	
D. Fundraising related activities	\$0		\$0	
E. ITV or educational radio outside the allowable scope of approved activities	\$0		\$0	

	2016 data	<u>Donor Code</u>	2017 data
F. Local productions	\$0		\$0
G. Program supplements	\$0		\$0
H. Programs that are nationally distributed	\$0		\$0
I. Promotional items	\$0		\$0
J. Regional organization allocations of program services	\$0		\$0
K. State PB agency allocations other than those allowed on line 3(b)	\$0		\$0
L. Services that would not need to be purchased if not donated	\$0		\$0
M. Other	FD \$2,258		\$0
6. Total in-kind contributions - services and other assets (line 4 plus line 5), forwards to Schedule F, line 1c. Must agree with in-kind contributions recognized as revenue in the AFS.	\$44,288		\$30,298

Comments

Comment	Name	Date	Status
---------	------	------	--------

**Schedule D**  
**KCND-FM (1551)**  
**Fargo, ND**

	2016 data	<u>Donor Code</u>	2017 data
1. Land (must be eligible as NFFS)	\$		\$0
2. Building (must be eligible as NFFS)	\$		\$0
3. Equipment (must be eligible as NFFS)	\$		\$0
4. Vehicle(s) (must be eligible as NFFS)	\$		\$0
5. Other (specify) (must be eligible as NFFS)	\$		\$0
6. Total in-kind contributions - property and equipment eligible as NFFS (sum of lines 1 through 5), forwards to Line 3b. of the Summary of Nonfederal Financial Support	\$		\$0
7. IN-KIND CONTRIBUTIONS INELIGIBLE AS NFFS	\$		\$0
a) Exchange transactions	\$		\$0
b) Federal or public broadcasting sources	\$		\$0
c) TV only—property and equipment that includes new facilities (land and structures), expansion of existing facilities and acquisition of new equipment	\$		\$0

	2016 data	Donor Code	2017 data
d) Other (specify)	\$		\$0
8. Total in-kind contributions - property and equipment (line 6 plus line 7), forwards to Schedule F, line 1d. Must agree with in-kind contributions recognized as revenue in the AFS.	\$		\$0


Comments

Comment	Name	Date	Status
Schedule E KCND-FM (1551) Fargo, ND			

**EXPENSES**  
(Operating and non-operating)

PROGRAM SERVICES		2016 data	2017 data
+	1. Programming and production	\$1,096,400	\$1,114,562
	A. Restricted Radio CSG	\$43,217	\$42,636
	B. Unrestricted Radio CSG	\$147,834	\$144,643
	C. Other CPB Funds	\$56,989	\$69,300
	D. All non-CPB Funds	\$848,360	\$857,983
+	2. Broadcasting and engineering	\$474,657	\$476,184
	A. Restricted Radio CSG	\$0	\$0
	B. Unrestricted Radio CSG	\$0	\$0
	C. Other CPB Funds	\$0	\$0
	D. All non-CPB Funds	\$474,657	\$476,184
+	3. Program information and promotion	\$70,698	\$78,502
	A. Restricted Radio CSG	\$0	\$0
	B. Unrestricted Radio CSG	\$0	\$0
	C. Other CPB Funds	\$0	\$0
	D. All non-CPB Funds	\$70,698	\$78,502
SUPPORT SERVICES		2016 data	2017 data
+	4. Management and general	\$906,266	\$923,305



PROGRAM SERVICES		2016 data	2017 data
	A. Restricted Radio CSG	\$0	\$0 
	B. Unrestricted Radio CSG	\$0	\$0 
	C. Other CPB Funds	\$0	\$0 
	D. All non-CPB Funds	\$906,266	\$923,305 
+	5. Fund raising and membership development	\$79,534	\$95,617 
	A. Restricted Radio CSG	\$0	\$0 
	B. Unrestricted Radio CSG	\$0	\$0 
	C. Other CPB Funds	\$0	\$0 
	D. All non-CPB Funds	\$79,534	\$95,617 
+	6. Underwriting and grant solicitation	\$0	\$0 
	A. Restricted Radio CSG	\$0	\$0 
	B. Unrestricted Radio CSG	\$0	\$0 
	C. Other CPB Funds	\$0	\$0 
	D. All non-CPB Funds	\$0	\$0 
+	7. Depreciation and amortization (if not allocated to functional categories in lines 1 through 6)	\$0	\$0 
	A. Restricted Radio CSG	\$0	\$0 
	B. Unrestricted Radio CSG	\$0	\$0 
	C. Other CPB Funds	\$0	\$0 
	D. All non-CPB Funds	\$0	\$0 
+	<b>8. Total Expenses (sum of lines 1 to 7) must agree with audited financial statements</b>	\$2,627,555	\$2,688,170 
	A. Total Restricted Radio CSG (sum of Lines 1.A, 2.A, 3.A, 4.A, 5.A, 6.A, 7.A)	\$43,217	\$42,636 
	B. Total Unrestricted Radio CSG (sum of Lines 1.B, 2.B, 3.B, 4.B, 5.B, 6.B, 7.B)	\$147,834	\$144,643 
	C. Total Other CPB Funds (sum of Lines 1.C, 2.C, 3.C, 4.C, 5.C, 6.C, 7.C)	\$56,989	\$69,300 
	D. Total All non-CPB Funds (sum of Lines 1.D, 2.D, 3.D, 4.D, 5.D, 6.D, 7.D)	\$2,379,515	\$2,431,591 

## INVESTMENT IN CAPITAL ASSETS

Cost of capital assets purchased or donated		
	2016 data	2017 data
9. Total capital assets purchased or donated	\$64,736	\$46,596
9a. Land and buildings	\$43,345	\$28,096
9b. Equipment	\$21,391	\$18,500
9c. All other	\$0	\$0
<b>10. Total expenses and investment in capital assets</b> (Sum of lines 8 and 9)	\$2,692,291	\$2,734,766

Additional Information (Lines 11 + 12 must equal line 8 and Lines 13 + 14 must equal line 9)		
	2016 data	2017 data
11. Total expenses (direct only)	\$2,583,267	\$2,657,872
12. Total expenses (indirect and in-kind)	\$44,288	\$30,298
13. Investment in capital assets (direct only)	\$64,736	\$46,596
14. Investment in capital assets (indirect and in-kind)	\$0	\$0

Comments

Comment	Name	Date	Status
---------	------	------	--------

**Schedule F**  
**KCND-FM (1551)**  
**Fargo, ND**

	2017 data
<b>1. Data from AFR</b>	
a. Schedule A, Line 22	\$9,704,332
b. Schedule B, Line 5	\$0
c. Schedule C, Line 6	\$67,361
d. Schedule D, Line 8	\$0
e. Total from AFR	\$9,771,693

**Choose Reporting Model**  
 You **must** choose one of the three reporting models in order to complete Schedule F. After making your selection, click the "Choose" button below, which will display your reporting model. When changing to a different reporting model all data entered in the current reporting model will be lost.

FASB
  GASB Model A proprietary enterprise-fund financial statements with business-type activities only
  GASB Model B public broadcasting entity-wide statements with mixed governmental and business-type activities

2017 data
-----------

**2. FASB**

a. Total support and revenue - unrestricted	\$9,800,689	
b. Total support and revenue - temporarily restricted	\$0	
c. Total support and revenue - permanently restricted	\$30,000	
d. Total from AFS, lines 2a-2c	\$9,830,689	

**Reconciliation**

2017 data

<b>3. Difference (line 1 minus line 2)</b>	\$-58,996	
4. If the amount on line 3 is not equal to \$0, click the "Add" button and list the reconciling items.	\$-58,996	

Description	Amount
Bad debts netted against AFR revenues	\$-62,211
Specials Events Expenses (except gaming 1,707,337 already included)	\$3,215

Comments

Comment	Name	Date	Status
---------	------	------	--------

